




Technical specification

Device group: Endodontic files

Doc-id: TF37.8_SPEC

Revision: 01

Pgs: 1 (3)

Technical specification											
Device trade name(s)	<p>Sendoline® K-File</p> <p>Note: This specification applies to any brand of model K. Available variants/dimensions and packaging configuration for other brands may be less than those given for Sendoline brand in this specification.</p>										
Device model	K										
Sample illustration	 <p>Note: The image is prior to mounting of the stopper on the file.</p>										
File type illustration	 <p>File typ K.</p>										
Identification symbol	 <p>File typ K.</p>										
Variants/dimensions	<p><u>Sendoline K-File</u></p> <table border="1"> <thead> <tr> <th><u>Lengths</u></th> <th><u>Sizes</u></th> </tr> </thead> <tbody> <tr> <td>21 mm</td> <td>06-140</td> </tr> <tr> <td>25 mm</td> <td>06-140</td> </tr> <tr> <td>28 mm</td> <td>06-140</td> </tr> <tr> <td>31 mm</td> <td>06-140</td> </tr> </tbody> </table> <p>The colour of the handle is standardised as follows:</p> <ul style="list-style-type: none"> 06 – pink 08 – grey 10 – purple 15 – white 20 – yellow 25 – red 30 – blue 35 – green 40 – black 45 – white 50 – yellow 55 – red 60 – blue 70 – green 	<u>Lengths</u>	<u>Sizes</u>	21 mm	06-140	25 mm	06-140	28 mm	06-140	31 mm	06-140
<u>Lengths</u>	<u>Sizes</u>										
21 mm	06-140										
25 mm	06-140										
28 mm	06-140										
31 mm	06-140										

Technical File TF37


Technical specification

Device group: Endodontic files

Doc-id: TF37.8_SPEC

Revision: 01

Pgs: 2 (3)

	80 – black 90 – white 100 – yellow 110 – red 120 – blue 130 – green 140 – black
Packages	Individual sizes in blister: 6 pcs per blister of same length and size. Assortments in blister: 6 pc per blister of same length and 6 different sizes: <u>21 mm:</u> 1 x 15, 1 x 20, 1 x 25, 1 x 30, 1 x 35, 1 x 40 1 x 45, 1 x 50, 1 x 55, 1 x 60, 1 x 70, 1 x 80 1 x 90, 1 x 100, 1 x 110, 1 x 120, 1 x 130, 1 x 140 <u>25 mm:</u> 1 x 15, 1 x 20, 1 x 25, 1 x 30, 1 x 35, 1 x 40 1 x 45, 1 x 50, 1 x 55, 1 x 60, 1 x 70, 1 x 80 1 x 90, 1 x 100, 1 x 110, 1 x 120, 1 x 130, 1 x 140 <u>28 mm:</u> 1 x 15, 1 x 20, 1 x 25, 1 x 30, 1 x 35, 1 x 40 1 x 45, 1 x 50, 1 x 55, 1 x 60, 1 x 70, 1 x 80 1 x 90, 1 x 100, 1 x 110, 1 x 120, 1 x 130, 1 x 140 <u>31 mm:</u> 1 x 15, 1 x 20, 1 x 25, 1 x 30, 1 x 35, 1 x 40 1 x 45, 1 x 50, 1 x 55, 1 x 60, 1 x 70, 1 x 80 1 x 90, 1 x 100, 1 x 110, 1 x 120, 1 x 130, 1 x 140
Package illustration	 <p>Note: The image is only intended to demonstrate package design. It may include files of another model.</p>
Product description and features	<ul style="list-style-type: none">- Type 1: standard instrument (taper = 0.2) according to EN ISO 3630-1.- File type K: tight spiral with four cutting edges. Shaping and cleaning instrument including canal localization, canal negotiation and scouting.- 60° tip.- Cutting ability. Debris transportation.- Tight spiral.- Handheld: should be used in a twisting/filing movement.- ISO sizes: colour coded handle- Size and type K symbol printed on handle.- Handle with grooves.- Silicone stopper (white) mounted on the instrument.- Non-sterile package.- Operative part of stainless steel.- Silicone handle.

Technical File TF37

DIRECTA

Technical specification



Device group: Endodontic files

Doc-id: TF37.8_SPEC

Revision: 01

Pgs: 3 (3)

Revision history

Revision	Date	Prepared by	Reviewed by	Approved by	Remark
01	2023-01-24	Carina Hjorth, RA	Elisabet Jakobsson, Product Manager 	Henric Karsk, CEO 	Initial document.